




HOW TO COMPLETE THE HUNT...


Get started by:




 Find the location on the Map

 Read the clue

 Visit the location

 Write down the answer in the box

 Fill in all the answers

 Complete them all to be entered in a draw to win!

EVENTS AND ACTIVITIES

Find the full list of Green Fringe Festival events and activities on the RVS webpage: www.rvs.org.uk/green-fringe-festival or scan the QR code.



WHAT TO DO ONCE YOU'RE DONE?

Once you have completed all the answers to the Green Fringe Hunt, please fill out your details below and drop off at one of our drop off locations by **4th June**:

- Regs Garden
- Chalk Cafe, Southwood VC
- Farnborough Library
- ShuZu, North Camp
- Aldershot Library
- West End Centre
- VIVID North Town Community Centre

You can also fill in your answers online under the 'Green Fringe Hunt' Section of the webpage! Winners will be notified by 12th June 2026.

Name.....

Parent/Guardian.....

Phone Number.....

Email.....

Prizes kindly given by:



and more!

Green Fringe Festival Supported by:

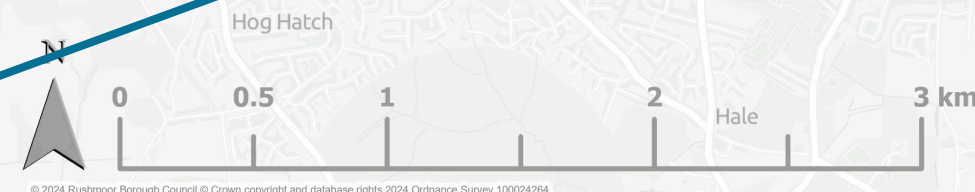


**EXPLORE NATURE,
SOLVE CLUES,
& ENTER TO WIN!**

Rushmoor Green Community Sites

- Green Site
- Railway Station
- Railway Line
- Cycle Route
- Walkable Path

Id	Name
1	Hawley Community Garden
2	Reg's Garden
3	Queen Elizabeth Park
4	Cove Brook Greenway
5	Southwood Woodland
6	Southwood Country Park
7	The Blackwater Valley Path
8	North Camp Methodist Church
9	Edible Wellesley
10	Napier Gardens
11	Aldershot Military Museum – Resilience Garden
12	Wellesley Woodlands
13	Holy Trinity Church Community Garden
14	Municipal Gardens
15	Manor Park
16	Rowhill Nature Reserve
17	Brickfields Country Park
18	Tongham Woods
19	Tices' Meadow
20	Hollybush Hill
21	Grants Moor
22	Snaky Lane Nature Reserve
23	Runways End
24	Blandford Woods



GREEN FRINGE HUNT MAP

1 Queen Elizabeth Park

What type of newt can be found in the pond?

Answer:.....

///outermost.ditched.skinny

2 Southwood Woodland

On the map board, which pink animal shows where the pink Heathland Loop Path goes?

Answer:.....

///sideboard.cage.waiters

3 Runways End Centre

How tall is the Runways End climbing tower wall?

Answer:.....

///aware.backs.fend

4 Wellesley Woodlands

How many cannons surround Wellington's Statue?

Answer:.....

///highs.pets.ripe

5 Rowhill Nature Reserve

On the sign by the bog, what colour of Loosestrife flower can you see on the River Blackwater?

Answer:.....

///elite.honest.verbs

6 Regs Garden

Who was the Railway Clerk Typist for L&SWR (South Western Railway)?

Answer:.....

///claim.thudding.organic

7 King George V Playing Fields

Which type of trees forms the avenue running across King George V Playing Fields?

Answer:.....

///leave.sunset.camera

8 North Camp Station

On platform 1 and platform 2 you will find a mouse that Alice once knew. What kind of mouse is it?

Answer:.....

///refers.homes.nature

9 Napier Gardens

How many married quarters used to be on the site previously known as Napier Square?

Answer:.....

///drank.payer.invent

10 Edible Wellesley

What are the three words on the notices on the Edible Wellesley planters to describe the food?

Answer:.....

///leader.olive.work

*All rough locations - 'what three words'