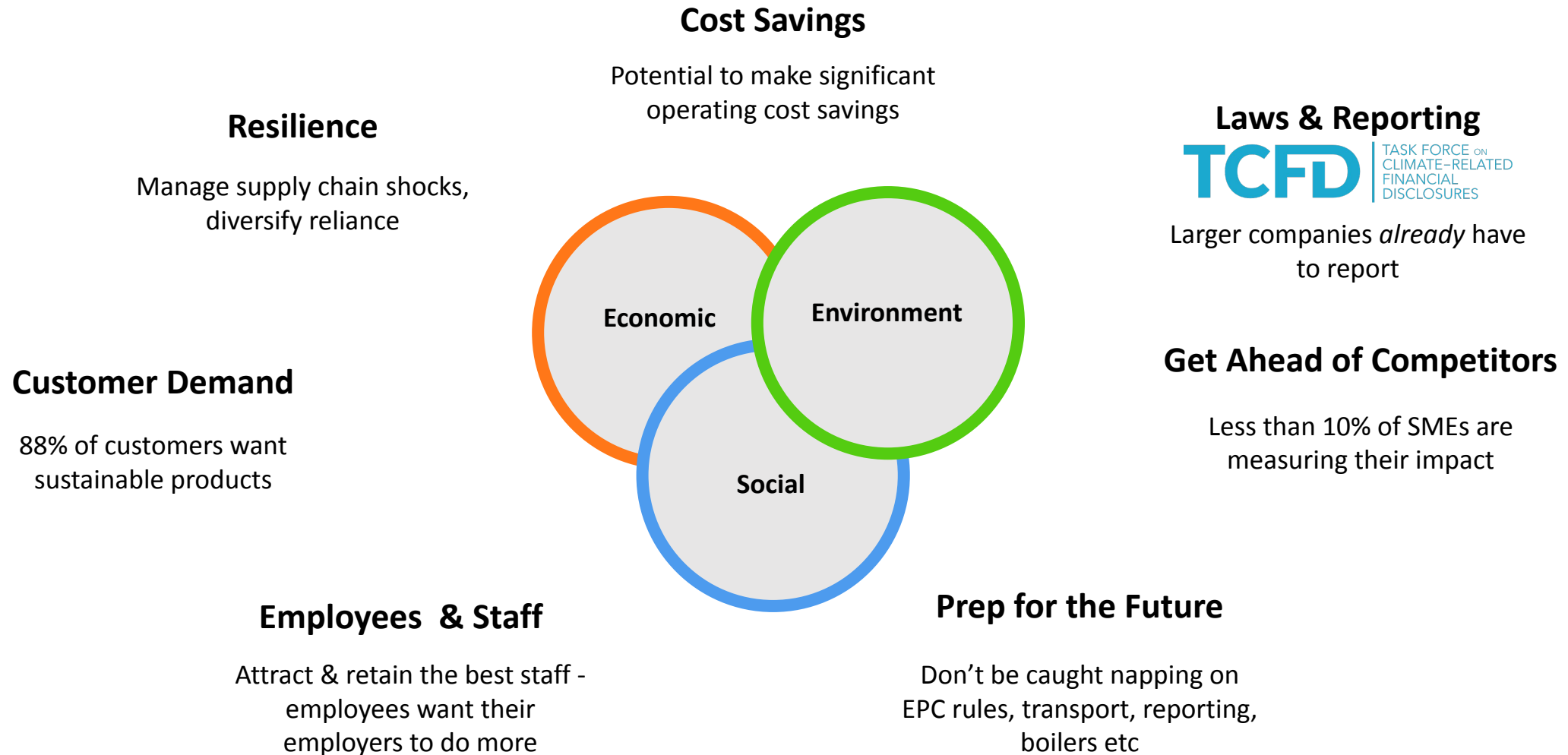




# Rushmoor VSF Conference

14th June 2023

# Why Build A Sustainability Plan?



# Example Cost Savings

## Energy Savings from LoCASE projects so far



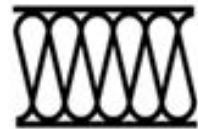
44 LED lighting upgrade  
Saving on average  
**£3,858.75**



32 Air Source Heat Pump  
Saving on average  
**£7,739.68**




19 Solar PV install  
Saving on average  
**£3,434.72**



11 insulation projects  
Saving on average  
**£3,940.35**



10 gas boiler upgrade  
Saving on average  
**£8,970.13**



# Incoming Regs & Rules



**Taskforce on Climate-Related Financial Disclosure (TCFD)** - 500+ employees, £5m Govt funding

**Sustainable Disclosure Requirements** - Voluntary for SMEs (for now)

**Streamlined Energy & Carbon Reporting (SECR)** - 250+ employees, turnover £36m

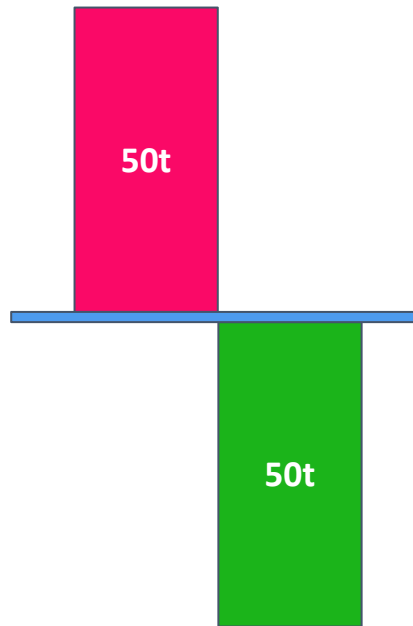
**EPC Ratings** - Landlords must ensure premises are EPC rated C from 2027, rated B from 2030

**Gas Boilers** - 2025 no gas boilers in new build, 2035 no new gas boiler installation

**Diesel cars/vans** - current plan for no new diesel sales from 2030

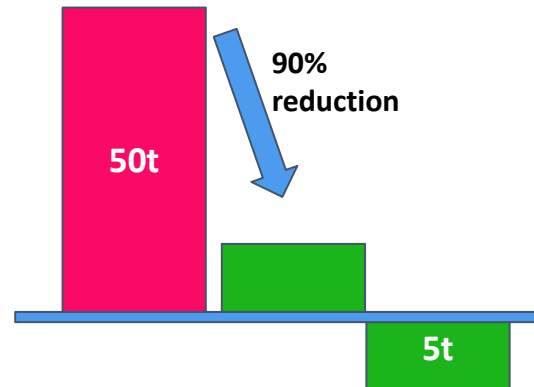
# Jargon Busting!

## Carbon Neutral



No requirement to reduce your impact

## Net Zero



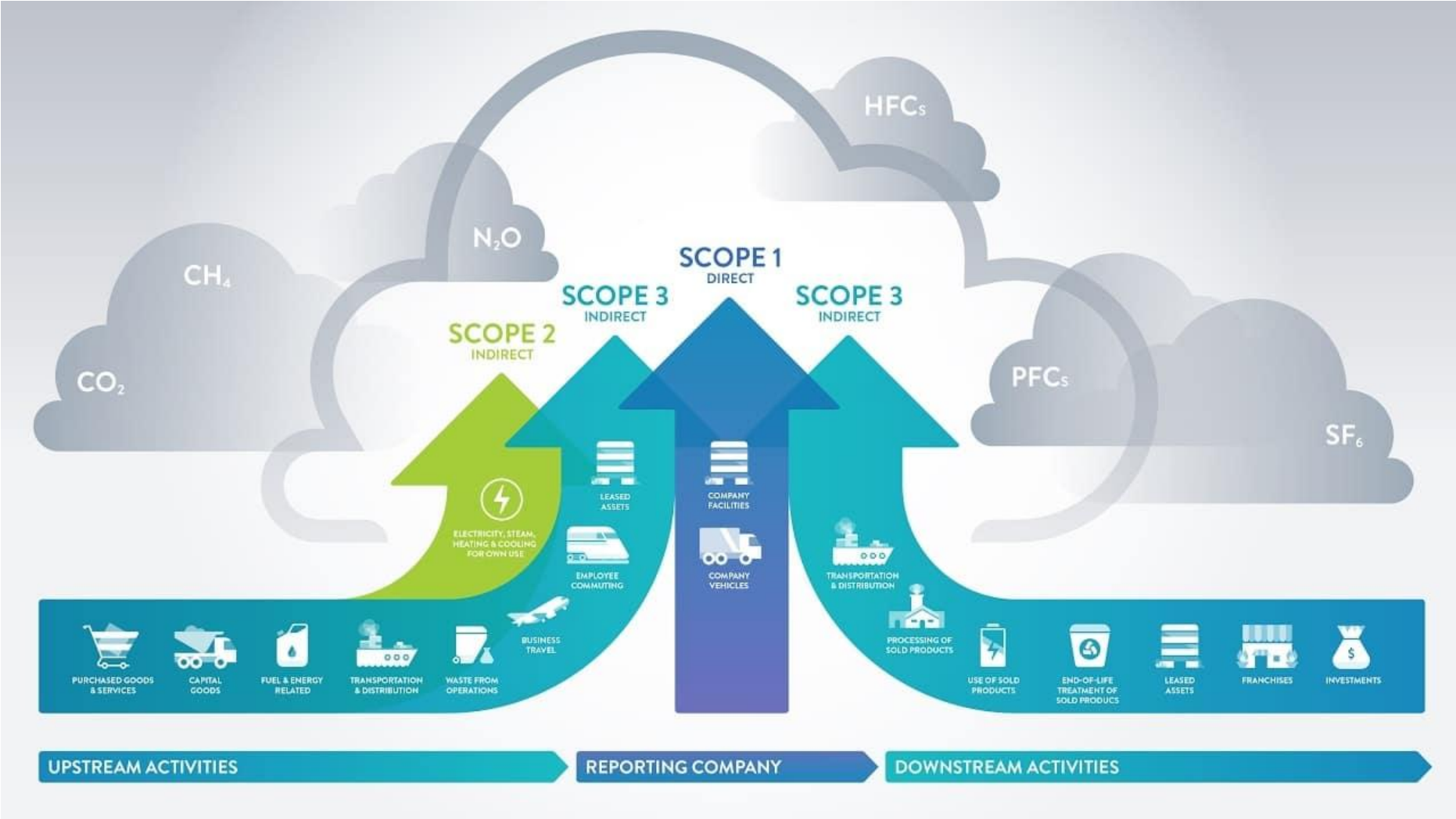
Must achieve a 90% reduction in emissions for SBTi target

## Climate Positive



Looks at wider goals than just carbon  
Can be wooly - susceptible to greenwashing  
Look for standards eg B Corp

# Jargon Busting - Scopes

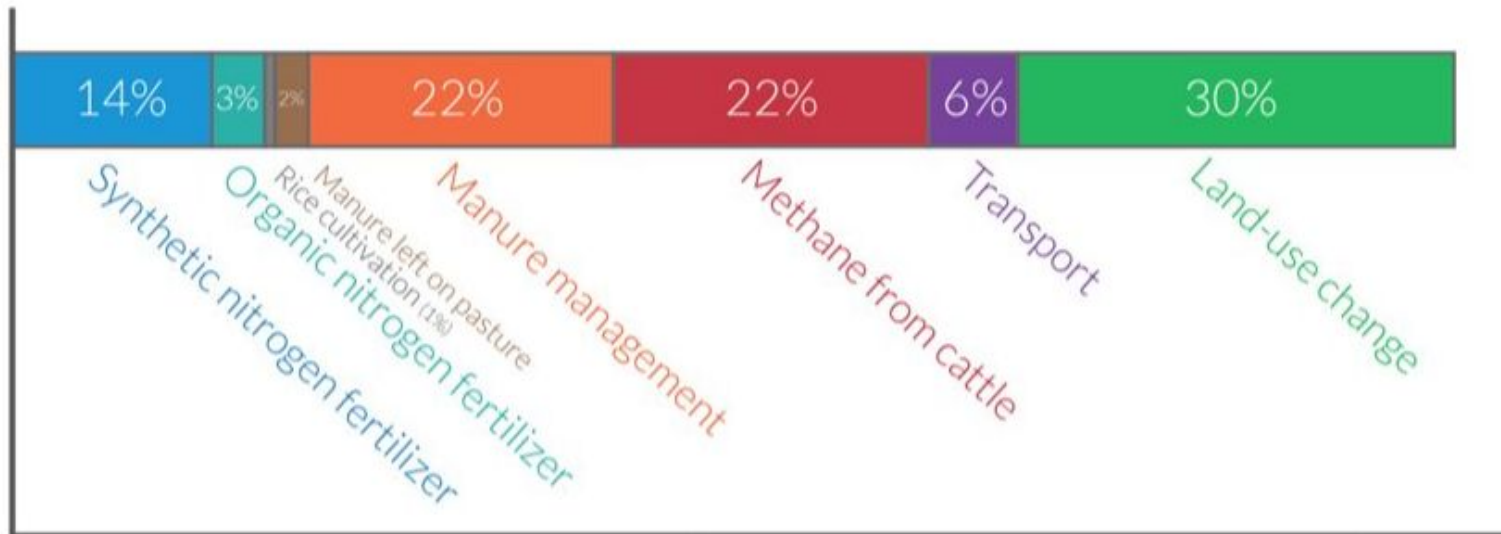


# Jargon Busting- CO<sub>2</sub>e

- CO<sub>2</sub>e means carbon dioxide equivalent
- CO<sub>2</sub> means you're only measuring carbon dioxide, CO<sub>2</sub>e includes all greenhouse gases
- Different greenhouse gases have different warming potentials

Gas	Chemical formula	GWP	Years in atmosphere
Carbon dioxide	CO <sub>2</sub>	1	100
Nitrous oxide	N <sub>2</sub> O	298	121
Methane	CH <sub>4</sub>	25	12
Chlorofluorocarbon-12(CFC-12)	CCL <sub>2</sub> F <sub>2</sub>	10,200	100
Hydrofluorocarbon-23(HFC-12)	CHF <sub>3</sub>	12,400	220

# Understanding Your Impact



**46%**  
of UK emissions are  
imported consumption  
emissions



Annual SME emissions as % of total UK emissions

**32 million tonnes CO<sub>2</sub>e**



A cup of tea

**40g CO<sub>2</sub>e**



A latte

**140g CO<sub>2</sub>e**



Business travel  
(London to Glasgow  
return flight)

**368kg CO<sub>2</sub>e**




A long email that takes 10  
mins to write + 3 mins to read  
(sent laptop to laptop)

**7g CO<sub>2</sub>e**



A short email  
(sent phone to phone)

**0.3g CO<sub>2</sub>e**



1 hour's work on a  
computer

**50g CO<sub>2</sub>e**



1 mile commute  
by bike

**40g CO<sub>2</sub>e**




1 mile commute  
by car

**530g CO<sub>2</sub>e**



1 mile commute  
by train

**68g CO<sub>2</sub>e**



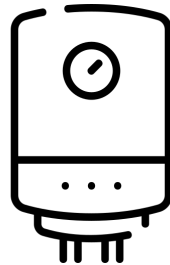
A cheese burger

**3.2kg CO<sub>2</sub>e or 3200g**




A plant-based  
bean burger (no cheese)

**360g CO<sub>2</sub>e**




1 day (4 hours) of gas heating  
- 33kWh

**8.3kg CO<sub>2</sub>e**




1 day (4 hours) of air  
source heat pump heating  
(11kWh)

**2.3kg CO<sub>2</sub>e**



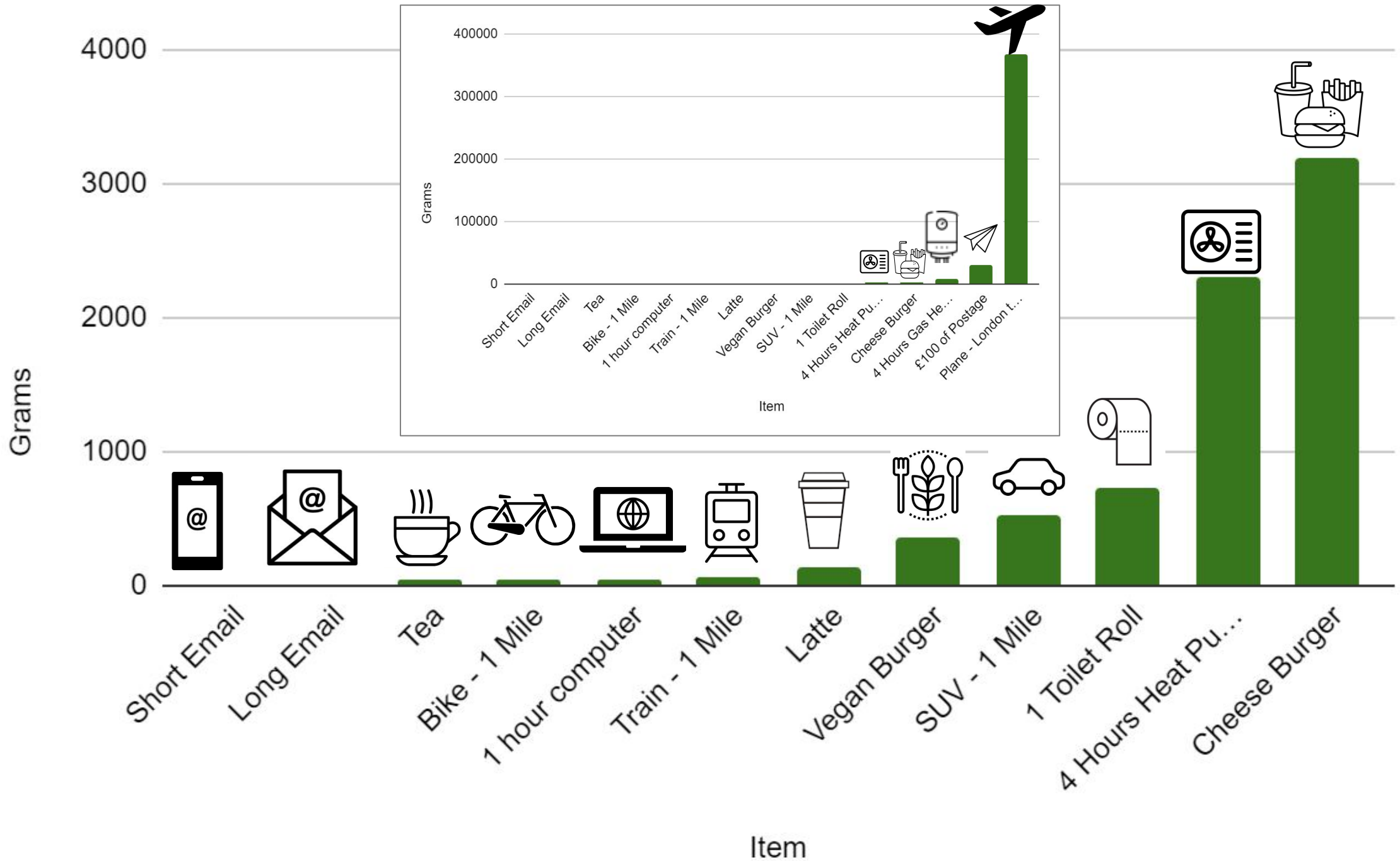
£100 postage per week

**30kg CO<sub>2</sub>e**



1 toilet roll

**0.73kg CO<sub>2</sub>e virgin paper  
450g for recycled paper**



# Local Impacts






- Heatwaves
- Flooding
- Transport infrastructure
- Landslides
- Wildfire
- Food shortages



# Making A Plan



# Find Your Data

<b>Buildings &amp; Energy</b> 	<b>Water</b> 	<b>Waste</b> 	<b>Transport</b> 	<b>Goods &amp; services</b> 
<b>Fuel usage</b> Gas bill (fuel bill)	<b>Water Usage</b> Water bill	<b>Waste Disposal</b> Waste company report / tracking sample	<b>Company Vehicle Use</b> Fuel consumption / mileage (leased + owned)	<b>Purchased goods &amp; services</b> Accountancy software
<b>Refrigeration</b> Cooling service details (top up amount)		<b>Food Waste (if segregated)</b> Waste Mgmt Co Report	<b>Employee / Customer Travel</b> Expenses / travel survey	<b>Manufacturing</b> Volume/ weight raw materials-use, breakdown etc
<b>Electricity Usage</b> Electricity bill			<b>Contractor Vehicles</b> Fuel consumption / mileage	<b>Investments</b> Scope 1-3 investment emissions
			<b>Freight</b> Mileage, weight, vehicle type	

# Getting Started

## Calculate Your Footprint

---

- Try to be accurate
- Use a pre-made calculator to remove confusion
- Use surveys / samples of employees & customers to fill gaps
- You can re-baseline if data is incomplete

## Consider An Energy Survey

---

- Understand how to reduce energy use
- Then consider energy generation
- How might building mgmt help you?
- Payback times are very quick for some measures eg. PIR, LEDs, etc

## Address Your Hotspots

---

- Build momentum with quick wins
- Some hotspots will be tricky - make a long term plan
- Do you know who your top 10 suppliers are? Are they reporting on emissions?

**Don't let perfection get in the way of progress! Just get started!**

---

# Offsetting - To Tree or Not To Tree

## What It Is?

- Investing in either natural or technological solutions to offset emissions you can't reduce
- Carbon capture & storage / planting

## Is it legit?

### Upsides

- Rebuild sensitive areas
- Immediate step

### Downsides

- Can result in compensation issues
- Transparency issues

## What schemes are reliable?

- Million Tree Pledge
- Local schemes?


## How to do it properly

- Ensure it's a step on an SBTi net zero journey
- Gold standard accreditation
- 10% absolute max - 90% emissions reduction

Quick Wins



# What Quick Wins Can You Think Of?



# Thinking Outside The Box

## Food / Drink

---

- ZERO has saved 3.5t of CO2e and 1.25m litres of water by using oat milk vs dairy
- If you hold events swap to a vegetarian menu

## Fashion

---

- The fashion industry is a huge contributor to climate change and freshwater depletion
- Can you introduce schemes that encourage responsible purchasing?
- Ethical Consumer - kilo sales - Depop Shop - Vinted - Project CeCe

## Air Quality

---

- ARUP demonstrates that air quality is the no.1 priority for health & wellbeing in the built environment
- Co-benefits of clean air are huge
- Urban greening improves biodiversity gain, rainwater absorption, natural shading, decreases reliance on public health

# Questions

