



# Winter Update – Cost of Living

Charlotte Mason

Associate Director – Communities and Partnerships, NEHF, NHS Frimley ICB



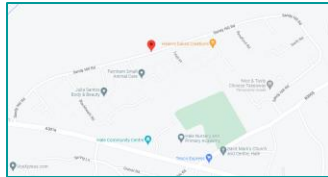
# Frimley Health and Care



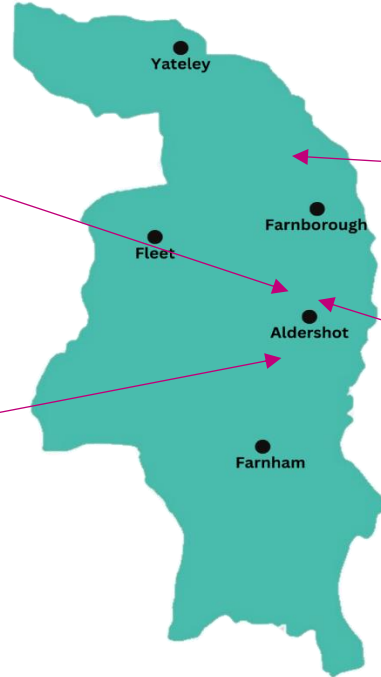
Maps ©  
Rushmoor  
Borough Council,  
Google



**Wellington Ward**



**Sandy Hill**



**Cherrywood Ward**



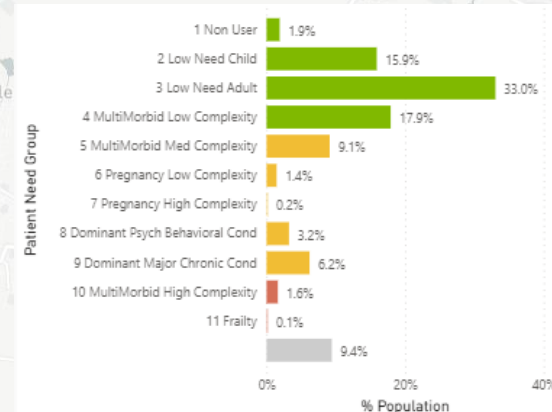
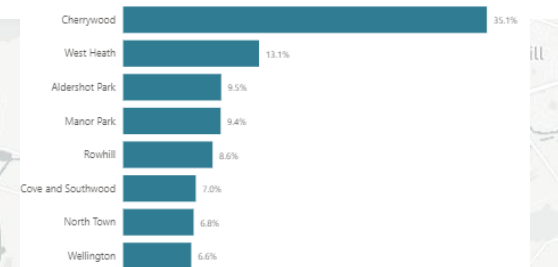
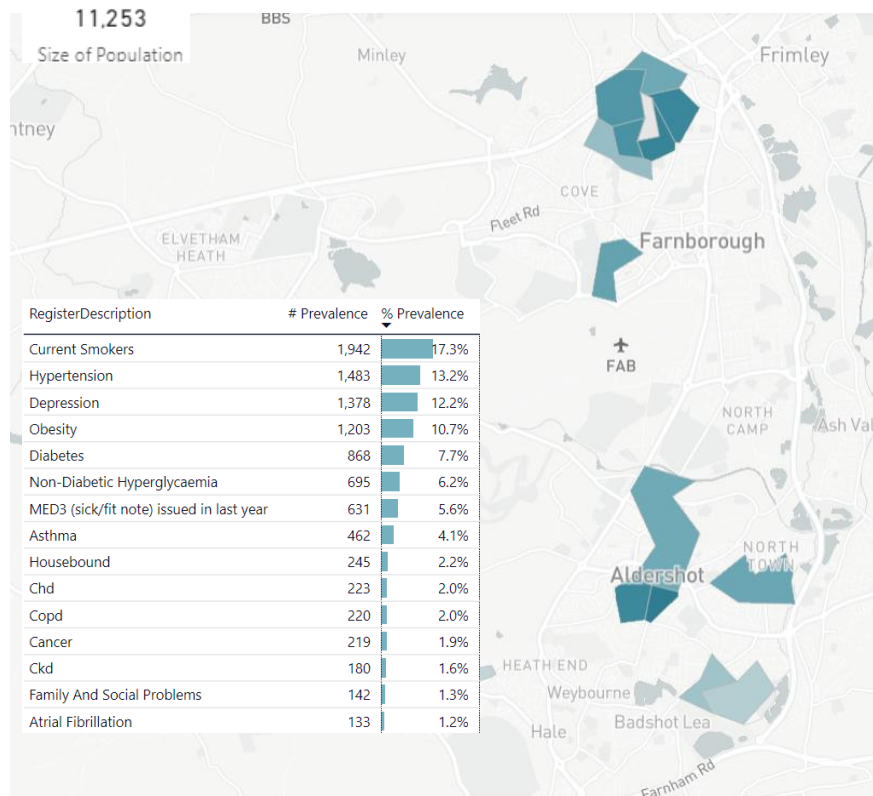
**Aldershot Park Ward**

# Population health insights can identify not only households at risk of fuel poverty, but also those at greater risk due to a range of health conditions

Deprivation Decile 1-4, EPC D-G [NEHF and living in Hart, Rushmoor, Waverley]

## Key insights

- **11k** residents in NEHF living in deprived areas (Deprivation deciles 1-4) and poorly insulated homes (Energy Performance Certificate (EPC) rating of D,E,F or G)
- **1.8%** are in the highest patient need health segments
- **20.2%** are in moderate patient need health segments
- **68.6%** are in lower patient need health segments
- **2%** (220) have COPD and **4.1%** (462) have Asthma – conditions which can be exacerbated by cold homes
- **1,391** under 10's
- **640** patients who look like they live by themselves
- **154** with LD or SMI
- **1,378** with depression
- **682** with COPD or asthma





Local Authority	Ward	LSOA	# Total LSOA Population	Rank across the system* (out of 733)
Rushmoor	Aldershot Park	Rushmoor 012B	1,477	1
Rushmoor	Aldershot Park	Rushmoor 012A	1,617	3
Rushmoor	Cherrywood	Rushmoor 002B	1,354	8
Rushmoor	Cherrywood	Rushmoor 001C	1,547	15
Rushmoor	Cherrywood	Rushmoor 002A	1,739	17
Rushmoor	Cove and Southwood	Rushmoor 006A	1,851	22
Rushmoor	Cherrywood	Rushmoor 002C	1,895	24
Rushmoor	Cherrywood	Rushmoor 002D	1,655	53
Rushmoor	Fernhill	Rushmoor 001A	1,713	54
Rushmoor	West Heath	Rushmoor 001D	2,099	57

#### Metrics and Weightings

- Child support: 30%
- Complex health needs: 30%
- Financial support: 20%
- Mental health support: 10%
- Respiratory: 10%

#### Insights

- Out of all the assessment areas, weightings outlined above, Rushmoor 012B which has a total population size of 1,477 came out to be the highest ranked of all the LSOAs in the system.

\*Frimley and Berkshire West



# Prevalence of COPD and Asthma (Adults)

## IMD Deciles 1-4 and Over 18s

Register/Description Local Authority	Asthma		COPD	
	# Prevalence	% Prevalence	# Prevalence	% Prevalence
<b>Rushmoor</b>	1,201	5.5%	663	3.0%
<b>Cherrywood</b>	368	5.7%	211	3.2%
Rushmoor 002A	85	6.0%	56	3.9%
Rushmoor 001C	74	5.8%	49	3.9%
Rushmoor 002C	75	5.0%	43	2.8%
Rushmoor 002B	62	5.9%	37	3.5%
Rushmoor 002D	72	5.7%	26	2.1%
<b>Aldershot Park</b>	194	7.9%	149	6.1%
Rushmoor 012B	100	8.4%	82	6.9%
Rushmoor 012A	94	7.4%	67	5.3%
<b>West Heath</b>	187	6.7%	97	3.5%
Rushmoor 001D	110	6.5%	61	3.6%
Rushmoor 002E	77	6.9%	36	3.2%
<b>Rowhill</b>	92	4.5%	52	2.5%
Rushmoor 010E	92	4.5%	52	2.5%
<b>Wellington</b>	94	3.1%	46	1.5%
Rushmoor 008B	94	3.1%	46	1.5%
<b>North Town</b>	100	5.1%	40	2.0%
Rushmoor 009F	100	5.1%	40	2.0%
<b>Cove and Southwood</b>	98	7.3%	36	2.7%
Rushmoor 006A	98	7.3%	36	2.7%
<b>Manor Park</b>	68	3.8%	32	1.8%
Rushmoor 008D	68	3.8%	32	1.8%
<b>Total</b>	<b>1,201</b>	<b>5.5%</b>	<b>663</b>	<b>3.0%</b>

## IMD Deciles 1-4 and Over 18s and EPC D-G

Register/Description Local Authority	Asthma		COPD	
	# Prevalence	% Prevalence	# Prevalence	% Prevalence
<b>Rushmoor</b>	399	4.7%	217	2.5%
<b>Cherrywood</b>	154	5.0%	80	2.6%
Rushmoor 002A	36	4.6%	29	3.7%
Rushmoor 002D	41	6.0%	15	2.2%
Rushmoor 002C	36	4.8%	17	2.2%
Rushmoor 001C	32	5.4%	12	2.0%
Rushmoor 002B	9	3.3%	7	2.6%
<b>West Heath</b>	63	5.6%	30	2.7%
Rushmoor 001D	37	5.6%	19	2.9%
Rushmoor 002E	26	5.7%	11	2.4%
<b>Aldershot Park</b>	46	5.5%	38	4.6%
Rushmoor 012A	25	5.6%	21	4.7%
Rushmoor 012B	21	5.5%	17	4.4%
<b>Cove and Southwood</b>	38	6.6%	15	2.6%
Rushmoor 006A	38	6.6%	15	2.6%
<b>Rowhill</b>	30	3.7%	21	2.6%
Rushmoor 010E	30	3.7%	21	2.6%
<b>Manor Park</b>	28	3.2%	14	1.6%
Rushmoor 008D	28	3.2%	14	1.6%
<b>North Town</b>	27	4.6%	5	0.8%
Rushmoor 009F	27	4.6%	5	0.8%
<b>Wellington</b>	13	2.0%	14	2.1%
Rushmoor 008B	13	2.0%	14	2.1%
<b>Total</b>	<b>399</b>	<b>4.7%</b>	<b>217</b>	<b>2.5%</b>

## Key insights

- 663 adults with COPD, 217 we know are in poorly insulated homes
- 1,201 adults with Asthma, 399 we know are in poorly insulated homes
- Aldershot Park (and specifically Rushmoor 012B) have the highest prevalence and largest cohorts



## IMD Deciles 1-4 and Under 18s

RegisterDescription	Asthma	
Local Authority	# Prevalence	% Prevalence
<b>Rushmoor</b>	139	2.4%
<b>Cherrywood</b>	43	2.5%
Rushmoor 002D	12	3.1%
Rushmoor 001C	9	3.2%
Rushmoor 002C	9	2.4%
Rushmoor 002B	7	2.2%
Rushmoor 002A	6	1.9%
<b>West Heath</b>	24	3.1%
Rushmoor 002E	15	4.3%
Rushmoor 001D	9	2.1%
<b>Aldershot Park</b>	18	2.9%
Rushmoor 012A	11	3.3%
Rushmoor 012B	7	2.4%
<b>Cove and Southwood</b>	17	3.3%
Rushmoor 006A	17	3.3%
<b>Wellington</b>	14	1.5%
Rushmoor 008B	14	1.5%
<b>North Town</b>	13	2.0%
Rushmoor 009F	13	2.0%
<b>Manor Park</b>	7	2.0%
Rushmoor 008D	7	2.0%
<b>Rowhill</b>	0	0.0%
Rushmoor 010E	0	0.0%
<b>Total</b>	<b>139</b>	<b>2.4%</b>

## IMD Deciles 1-4 and Under 18s and EPC D-G

RegisterDescription	Asthma	
Local Authority	# Prevalence	% Prevalence
<b>Rushmoor</b>	58	2.4%
<b>Cherrywood</b>	27	3.0%
Rushmoor 002D	10	4.2%
Rushmoor 002C	7	2.8%
Rushmoor 001C	6	3.9%
Rushmoor 002A	0	0.0%
Rushmoor 002B	0	0.0%
<b>West Heath</b>	8	2.2%
Rushmoor 002E	5	3.3%
Rushmoor 001D	0	0.0%
<b>Manor Park</b>	7	3.5%
Rushmoor 008D	7	3.5%
<b>Cove and Southwood</b>	6	2.7%
Rushmoor 006A	6	2.7%
<b>Aldershot Park</b>	5	2.0%
Rushmoor 012A	0	0.0%
Rushmoor 012B	0	0.0%
<b>North Town</b>	0	0.0%
Rushmoor 009F	0	0.0%
<b>Rowhill</b>	0	0.0%
Rushmoor 010E	0	0.0%
<b>Total</b>	<b>58</b>	<b>2.4%</b>

## Key insights

- 139 children with Asthma (2.4% of all children), 58 we know are in poorly insulated homes
- Small numbers in many of the LSOAs (numbers below 5 are suppressed)



# LOOK AFTER THEIR LUNGS

## Top Tips:

- If you are unwell stay away
- Always wash your hands
- Help them avoid crowded places

[frimleyhealthandcare.org.uk/respiratoryconditions](https://frimleyhealthandcare.org.uk/respiratoryconditions)



## LOOK AFTER YOUR LUNGS

### Top Tips:

- Stay Warm
- Keep Active
- Check the weather
- Take your medicines
- Avoid crowded places
- Avoid those who are unwell

[frimleyhealthandcare.org.uk/respiratoryconditions](https://frimleyhealthandcare.org.uk/respiratoryconditions)



## LOOK AFTER YOUR LUNGS

### Top Tips:

- Know your triggers
- If you become unwell seek help early
- Know your medication and ask if you are unsure

[frimleyhealthandcare.org.uk/respiratoryconditions](https://frimleyhealthandcare.org.uk/respiratoryconditions)